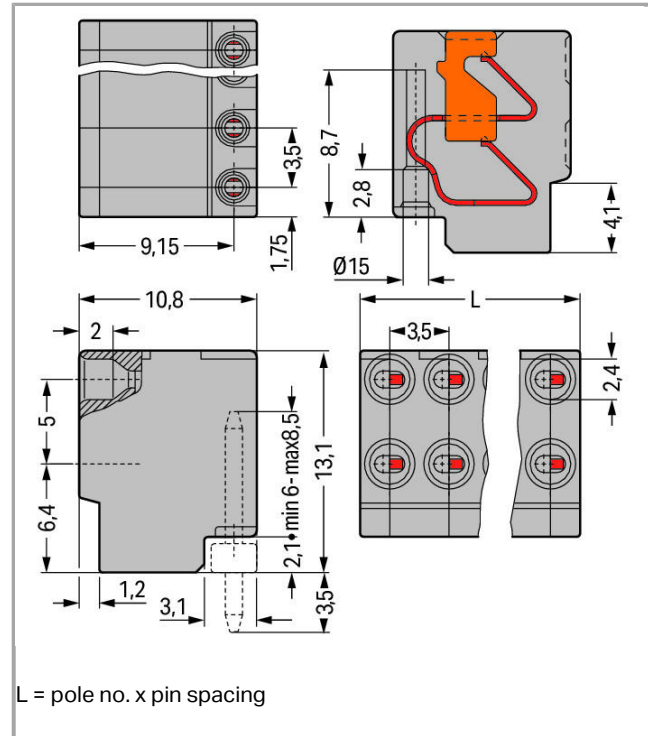


## Data sheet | Item number: 252-154

2-conductor modular PCB connector; for solder pin strip; push-button; 0.8 mm Ø; Pin spacing 3.5 mm; 4-pole; 0,80 mm<sup>2</sup>; gray



252-154



### Item description

- Compact, 2-conductor PCB connectors with push-buttons and PUSH WIRE<sup>®</sup> connection
- Push-in termination of solid conductors – conductor removal via push-buttons
- Double entries for power supply and distribution
- Quick and easy PCB replacement
- Loop connection is retained, even when unmated
- Group arrangement is possible without losing any poles

### Data

#### Electrical data

#### Ratings per IEC/EN 60664-1

Rated voltage (III / 3)	320 V
Rated impulse voltage (III / 3)	4 kV



Rated voltage (III / 2)	320 V
Rated impulse voltage (III / 2)	4 kV
Rated voltage (II / 2)	630 V
Rated impulse voltage (II / 2)	4 kV
Rated current	2 A

### Approvals per UL 1059

Rated voltage UL (Use Group B)	300 V
Rated current UL (Use Group B)	2 A
Rated voltage UL (Use Group D)	300 V

### Connection data

Connection technology	PUSH WIRE®
Actuation type	Push-button
Solid conductor	0.4 0.8 mm <sup>2</sup> / 26 20 AWG
Conductor diameter	0.4 0.8 mm
Strip length	6 7 mm / 0.24 0.28 inch
Conductor entry angle to the PCB	0°
Total number of connection points	8
Total number of potentials	4
Number of connection types	1
Number of levels	1
No. of poles	4

### Geometrical Data

Pin spacing	3.5 mm / 0.138 inch
Width	14 mm / 0.551 inch
Height	13.1 mm / 0.516 inch
Depth	10.5 mm / 0.413 inch

### Plug connection

Contact type (pluggable connector)	Female connector/socket
Connector connection type	for PCBs
Mating direction to the PCB	90°

### PCB contact

PCB contact	THT
-------------	-----

## Material Data

Color	gray
Material group	I
Insulating material	Polyamide 66 (PA 66)
Flammability class per UL94	V0
Clamping spring material	Copper alloy
Contact material	Electrolytic copper (E <sub>Cu</sub> )
Contact plating	tin-plated
Fire load	0.052 MJ
Weight	1.972 g

## Environmental Requirements




Limit temperature range	-60 +105 °C
-------------------------	-------------

## Commercial data

Product Group	4 (Printed Circuit)
Country of origin	PL
GTIN	4045454039936
Customs Tariff No.	85369010000

## Approvals / Certificates

### Radio-Approvals

Logo	Approval	Additional Approval Text	Certificate name
	CCA DEKRA Certification B.V.	EN 60947	2169331.15
	CCA DEKRA Certification B.V.	EN 60947-7-4	NTR NL-7382
	CCA DEKRA Certification B.V.	EN 60947	NTR NL-7110

### Country specific Approvals

Logo	Approval	Additional Approval Text	Certificate name
	CCA	EN 60947	NTR NL-



DEKRA Certification B.V.

7110



 CCA  
 DEKRA Certification B.V.

EN 60947

2169331.15




 CCA  
 DEKRA Certification B.V.


EN 60947-7-4

 NTR NL-  
 7382

## Other Approvals

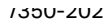
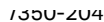
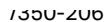
Logo	Approval	Additional Approval Text	Certificate name
	cURus Underwriters Laboratories Inc.	UL 1059	E45172 sec. 6

## UL-Approvals

Logo	Approval	Additional Approval Text	Certificate name
	cURus Underwriters Laboratories Inc.	UL 1059	E45172 sec. 6

## Compatible products

## Marking accessories

<b>Item no.: 210-332/350-202</b> Marking strips; as a DIN A4 sheet; MARKED; 1-16 (240x); Height of marker strip: 3 mm; Strip length 182 mm; Horizontal marking; Self-adhesive; white		210-332
<b>Item no.: 210-332/350-204</b> Marking strips; as a DIN A4 sheet; MARKED; 17-32 (240x); Height of marker strip: 3 mm; Strip length 182 mm; Horizontal marking; Self-adhesive; white		210-332
<b>Item no.: 210-332/350-206</b> Marking strips; as a DIN A4 sheet; MARKED; 33-48 (240x); Height of marker strip: 3 mm; Strip length 182 mm; Horizontal marking; Self-adhesive; white		210-332

## General accessories

 <b>Item no.: 252-904</b> Board-to-Board Link; 4-pole	252-904
--	---------



Item no.: 252-954  
Solder pin strips with locking levers; gray

252-954

---

tools



Item no.: 210-647  
Operating tool; Blade: 2.5 x 0.4 mm; with a partially insulated shaft

210-647



Item no.: 210-719  
Operating tool; Blade: 2.5 x 0.4 mm; with a partially insulated shaft

210-719

---

Downloads

Documentation

Additional Information

Technical explanations	Apr 3, 2019	pdf 3.6 MB	Download
------------------------	-------------	---------------	----------

---

CAD/CAE - Smart Data

CAD data

3D Download 252-154	URL	Download
---------------------	-----	----------

---

EPLAN

EPLAN Data Portal	Download
-------------------	----------

---

Subject to changes.